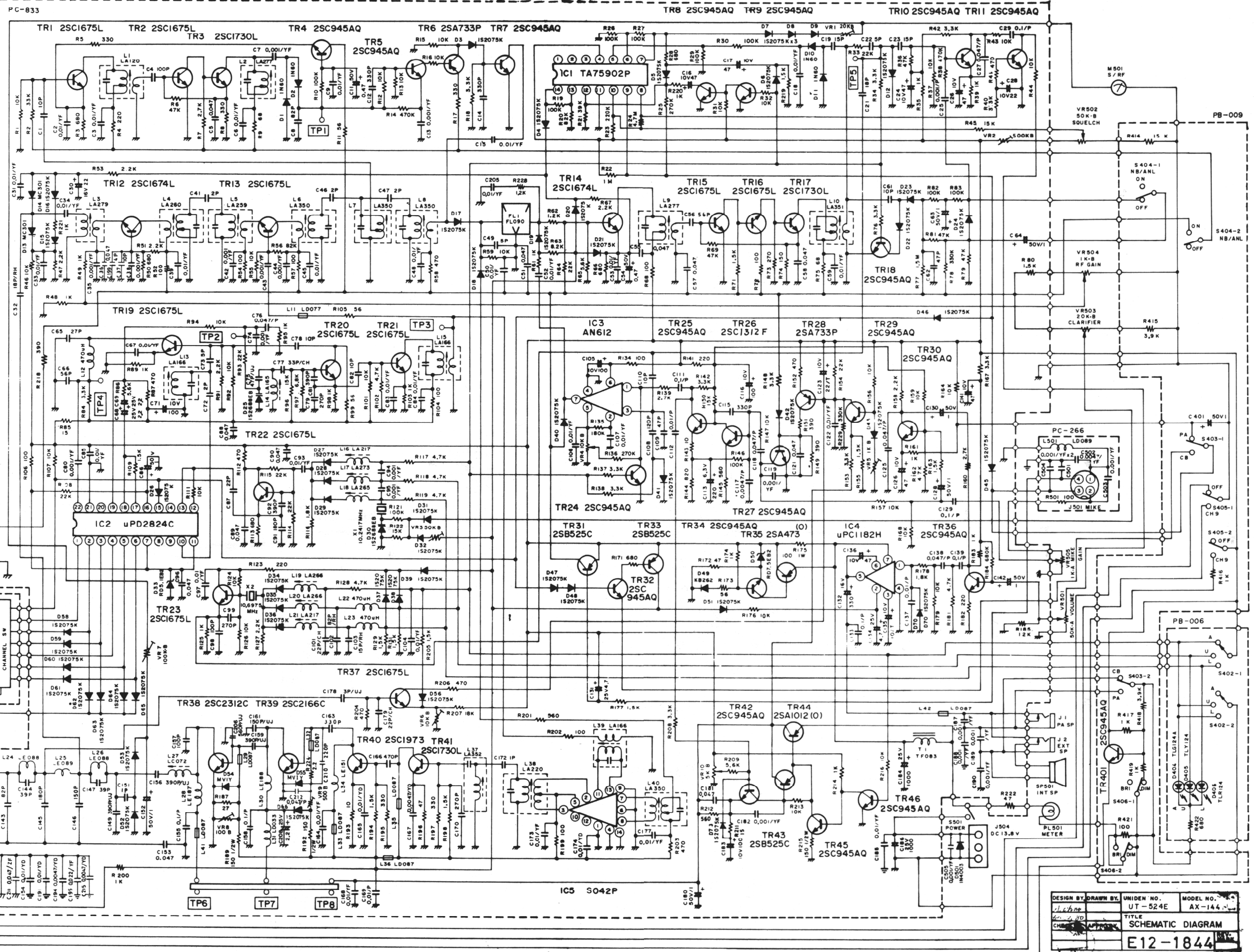
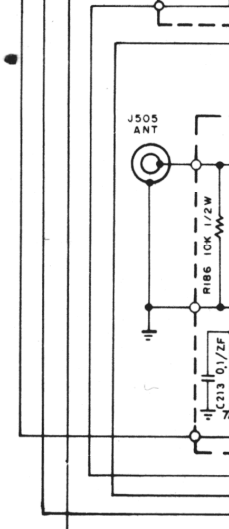
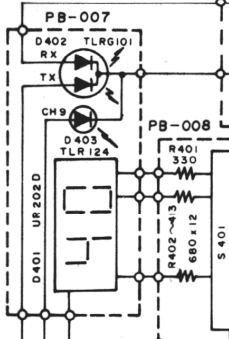
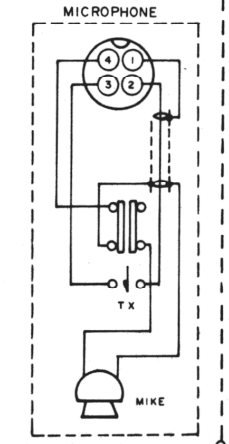


NOTES
 1. RESISTANCE VALUES ARE SHOWN IN OHMS UNLESS OTHERWISE NOTED. (K=10³ OHM, M=10⁶ OHM)
 2. RESISTOR RATINGS ARE 1/8W UNLESS OTHERWISE SPECIFIED.
 3. CAPACITANCE VALUES ARE INDICATED IN MICROFARADS UNLESS OTHERWISE NOTED.
 4. ALL CAPACITORS TEMPERATURE CHARACTERISTICS ARE SLICLESS THAN 100PPM OR 2% MORE THAN 100PPM UNLESS OTHERWISE NOTED.



| | | | |
|-----------|----------|-------------------|-----------|
| DESIGN BY | DRAWN BY | UNIDEN NO. | MODEL NO. |
| | | UT-524E | AX-144 |
| | | TITLE | |
| | | SCHEMATIC DIAGRAM | |
| E12-1844 | | | |