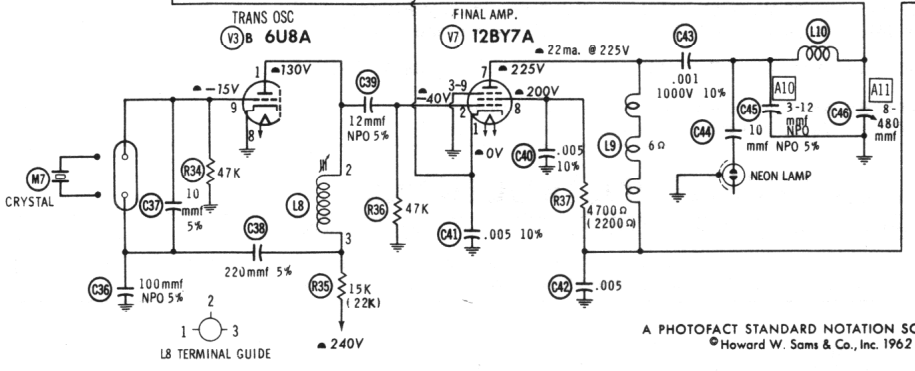
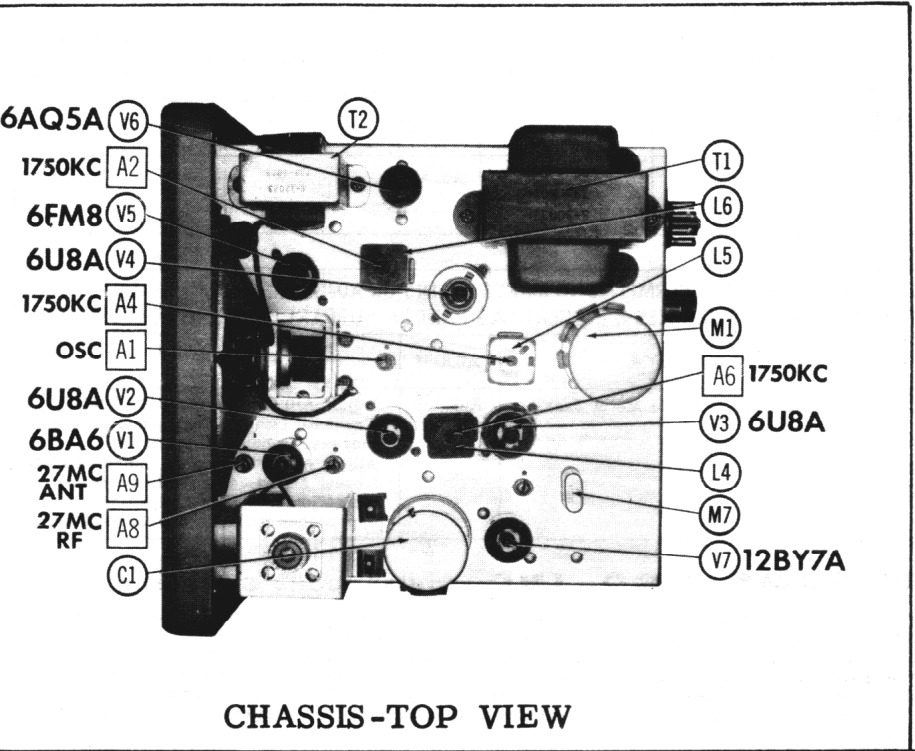
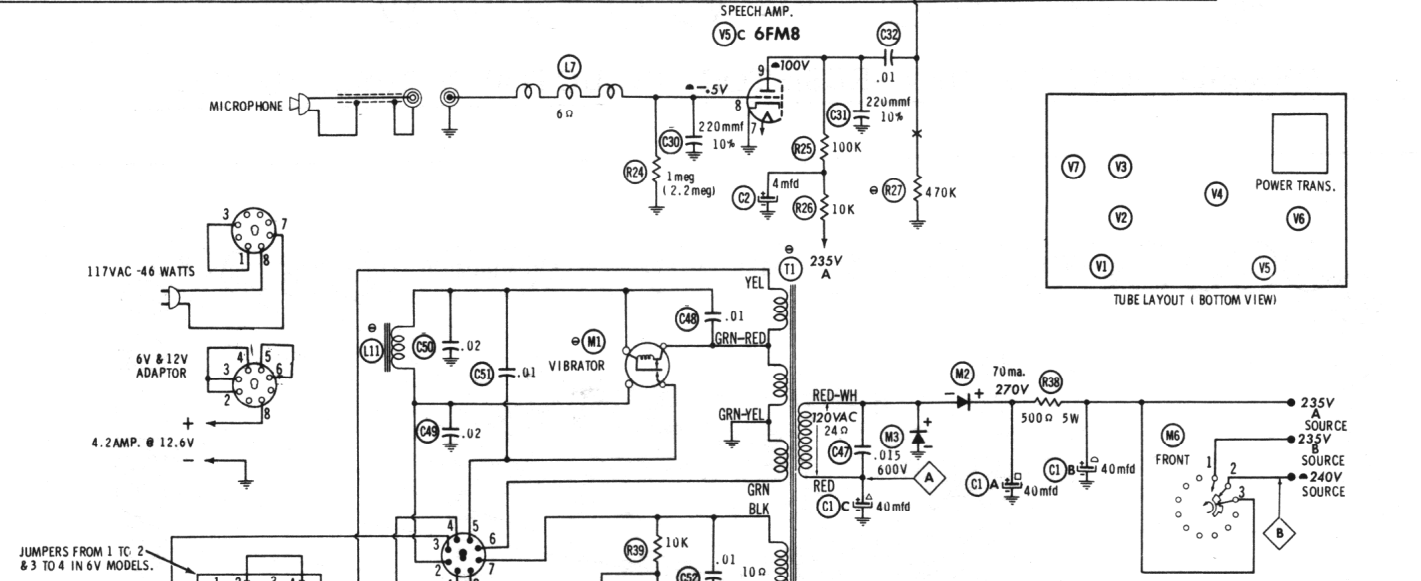


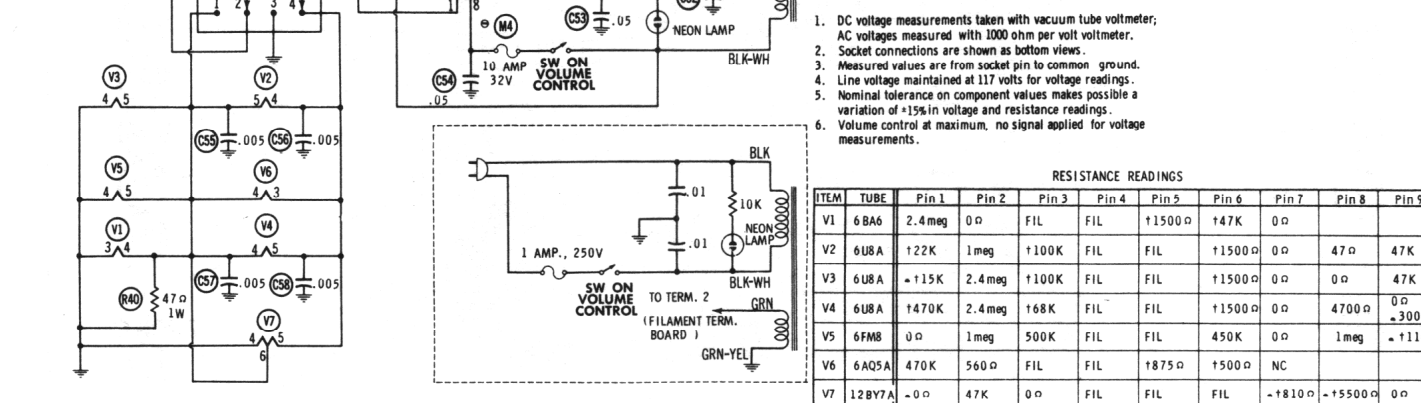
NOTICE
 ONLY THOSE PERSONS PROPERLY LICENSED ARE PERMITTED TO MAKE REPAIRS OR ADJUSTMENTS WHICH MAY RESULT IN ILLEGAL OPERATION. REFER TO FCC RULES & REGULATIONS PART 19, SUBPART D, SECTION 19.711.



A PHOTOFAC STANDARD NOTATION SCHEMATIC
 ©Howard W. Sams & Co., Inc. 1962



CHASSIS-TOP VIEW



NUMBERS ASSIGNED TO COILS, SWITCHES, PLUGS, SOCKETS, AND TRANSFORMERS ARE TO FACILITATE CIRCUIT TRACING OR COMPONENT REPLACEMENT AND MAY NOT NECESSARILY BE FOUND ON THE UNIT.

SEE PARTS LIST FOR ALTERNATE VALUE OR APPLICATION
 DC COIL RESISTANCE VALUES UNDER ONE OHM NOT SHOWN ON SCHEMATIC DIAGRAM

- DC voltage measurements taken with vacuum tube voltmeter; AC voltages measured with 1000 ohm per volt voltmeter.
- Socket connections are shown as bottom views.
- Measured values are from socket pin to common ground.
- Line voltage maintained at 117 volts for voltage readings.
- Nominal tolerance on component values makes possible a variation of ±15% in voltage and resistance readings.
- Volume control at maximum, no signal applied for voltage measurements.

| RESISTANCE READINGS | | | | | | | | | |
|---------------------|--------|---------|---------|-------|-------|---------|---------|----------|--------------|
| ITEM | TUBE | Pin 1 | Pin 2 | Pin 3 | Pin 4 | Pin 5 | Pin 6 | Pin 7 | Pin 9 |
| V1 | 6BA6 | 2.4 meg | 0 Ω | FIL | FIL | ±1500 Ω | ±47K | 0 Ω | |
| V2 | 6U8A | 122K | 1 meg | ±100K | FIL | FIL | ±1500 Ω | 0 Ω | 47 Ω 47K |
| V3 | 6U8A | ±15K | 2.4 meg | ±100K | FIL | FIL | ±1500 Ω | 0 Ω | 47K |
| V4 | 6U8A | ±470K | 2.4 meg | 168K | FIL | FIL | ±1500 Ω | 0 Ω | 4700 Ω ±300K |
| V5 | 6FM8 | 0 Ω | 1 meg | 500K | FIL | FIL | 450K | 0 Ω | 1 meg ±110K |
| V6 | 6AQ5A | 470K | 560 Ω | FIL | FIL | ±875 Ω | ±500 Ω | NC | |
| V7 | 12BY7A | -0 Ω | 47K | 0 Ω | FIL | FIL | -±810 Ω | -±5500 Ω | 0 Ω |

ALL MEASUREMENTS MADE IN RECEIVE POSITION UNLESS OTHERWISE DESIGNATED.
 * MEASURED IN TRANSMIT POSITION. NC NO CONNECTION
 † MEASURED FROM OUTPUT OF M2.