

This Information Is Provided By  
***CBTricks.com***

Shure Model 419B Microphone

**Liability of damages to any equipment is the sole responsibility of the user! Downloading, viewing, or using any information provided on these pages automatically accepts the user to the terms of this agreement!**

**Modifications are provided for information purposes only!**

Supporters of CBTricks.com paid for the hosting so you would have this file.

CBTricks.com is a non-commercial personal website was created to help promote the exchange of service, modification, technically oriented information, and historical information aimed at the Citizens Band, GMRS (CB "A" Band), MURS, Amateur Radios and RF Amps.

CBTricks.com is not sponsored by or connected to any Retailer, Radio, Antenna Manufacturer or Amp Manufacturer, or affiliated with any site links shown in the links database. The use of product or company names on my web site is not endorsement of that product or company.

The site is supported with donations from users, friends and selling of the Site Supporters DVD's to cover some of the costs of having this website on the Internet instead of relying on banner ads, pop-up ads, commercial links, etc. Thus I do not accept advertising banners or pop-up/pop-under advertising or other marketing/sales links or gimmicks on my website.

ALL the money from donations is used for CBTricks.com I didn't do all the work to make money (I have a day job). This work was not done for someone else to make money also, for example the ebay CD sellers.

All Trademarks, Logos, and Brand Names are the property of their respective owners.

This information is not provided by, or affiliated in any way with any radio or antenna Manufacturers.

Thank you for any support you can give.

For information on how to Support CBTricks.com

<http://www.cbtricks.com/support/>

**CONTROLLED MAGNETIC® NOISE-CANCELING COMMUNICATIONS MICROPHONE****GENERAL**

The Shure Model 419B RANGER 2 CONTROLLED MAGNETIC® noise-canceling microphone is designed especially for use where surrounding high noise levels make intelligible transmission a problem. The microphone provides clear, crisp, natural voice response in even the noisiest surroundings.

The 419B noise-canceling microphone represents a significant improvement over most microphones with anti-noise features. Noise cancellation in the 419 is provided through the combination of highly directional operation and superior discrimination against noise from distant sources over an unusually wide frequency range. The 419 is equally well suited for mobile or fixed station use where wind, traffic, and engine noise or machinery, vibration, and ventilation noise may interfere with speech transmission.

With greater clarity and improved reliability and durability, the microphone is an excellent noise-canceling unit for connection to all low-impedance microphone inputs.

The 419 microphone fits naturally and comfortably in the hand, and is not affected by heat or humidity. The exclusive ARMO-DUR® case is immune to oil, grease, fumes, salt spray, sun, rust, and corrosion—and is outstanding in its ability to resist mechanical shocks and vibration. The "Million-Cycle" leaf-type switch is designed to withstand rigorous operating conditions and constant use.

**Microphone Features:**

- Highly intelligible speech response
- Extremely effective noise cancellation
- Available as low-impedance model
- Sturdy and reliable CONTROLLED MAGNETIC cartridge
- Unparalleled ruggedness and durability
- Tough ARMO-DUR® case
- Mounting bracket supplied — fits hang-up button on back of microphone

**NOISE CANCELLATION**

The important characteristics contributing to noise cancellation and clear speech transmission in the 419 are shaped frequency response, directionality, and distance discrimination.

**Shaped Frequency Response:** The acoustical elements are arranged to optimize performance in the critical voice frequency range of 200 to 4,000 Hz. The result is the reduction in pickup of sounds outside the desired frequency range and proper control of those sounds within the desired range.

**Directionality:** Through its inherent directional properties, the 419 rejects sounds that do not originate from the front of the microphone. This reduces pickup of off-axis sounds extraneous to the user's voice.

**Distant Discrimination:** The 419 discriminates against sounds arriving from a distance in favor of sounds from a near source. The microphone operates on the pressure gradient principle. Two sound entry ports spaced a small distance apart produce, by means of phase cancellation, reduction of sensitivity to all distant sounds.

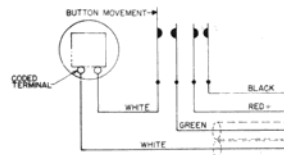
**OPERATION**

In order to obtain the best noise-canceling performance with the 419, "close-talking" is required. The lips must be as close as possible to the microphone grille (directly facing the grille and pressed against the rubber lip guard). For greatest discrimination between voice sounds and background noise, do not hold the microphone more than 25 mm (1 in.) from the mouth.

No special precautions beyond ordinary care are necessary in operating the 419. It will function very satisfactorily under most conditions of humidity and temperature. Dropping the microphone or other similar severe mechanical shocks should be avoided.

**CONNECTIONS**

The internal connections of the 419 are shown in Figure 1.

**INTERNAL CONNECTIONS  
FIGURE 1**

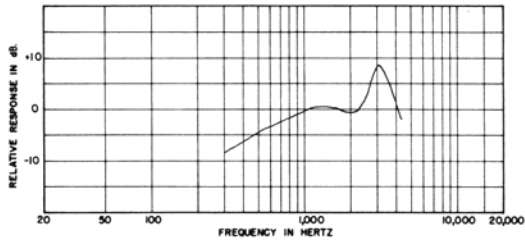
The RED and BLACK cable leads control an external relay or switching circuit.

In the low-impedance Model 419B, the GREEN and WHITE leads are the "hot" conductors for connection to a balanced line audio input circuit; the shield is connected to the amplifier or chassis ground.

## SPECIFICATIONS

**Type**  
CONTROLLED MAGNETIC®, Noise-Canceling

**Frequency Response**  
Optimized response in the critical 200 to 4,000 Hz range (see Figure 2)



TYPICAL FREQUENCY RESPONSE  
FIGURE 2

**Impedance**  
Microphone rating impedance is 150 ohms (200 ohms actual)

**Load Impedance Range**  
200 ohms to 1,000 ohms

**Output Level** (at 1,000 Hz)  
Open Circuit Voltage\* ..... -40.5 dB (9.4 mV)

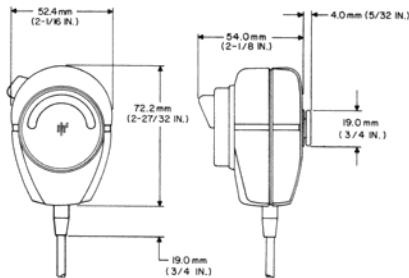
Power Level\*\* ..... -59.5 dB  
0 dB = 1 volt per 100 microbars  
\*\*0 dB = 1 milliwatt per 10 microbars

**Switch**  
Push-to-talk leaf-type switch to actuate microphone circuit and external relay or switching circuit.

**Cable**  
1.5m (5 ft) four-conductor, two-conductors shielded, coiled cable

**Case**  
Matte black ARMO-DUR®

**Dimensions**  
See Figure 3



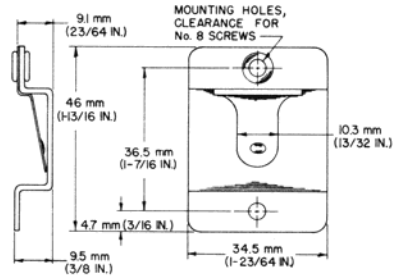
OVERALL DIMENSIONS  
FIGURE 3

**Net Weight**  
260 grams (9 oz)

**Packaged Weight**  
401 grams (14 oz)

## MOUNTING

A mounting bracket for permanent installation is supplied with each microphone (see Figure 4).



MOUNTING BRACKET  
FIGURE 4

## FURNISHED ACCESSORY

Mounting Bracket ..... RK6MB

## REPLACEMENT PARTS

Cartridge ..... R19B  
Cable ..... C25C  
Case Front ..... 90A1084  
Case Back ..... 90A1047  
Switch ..... RK15S  
Switch Button ..... 65A240A

## GUARANTEE

This Shure product is guaranteed in normal use to be free from electrical and mechanical defects for a period of one year from date of purchase. Please retain proof of purchase date. This guarantee includes all parts and labor. This guarantee is in lieu of any and all other guarantees or warranties, express or implied, and there shall be no recovery for any consequential or incidental damages.

## SHIPPING INSTRUCTIONS

Carefully repack the unit, have it insured, and return it prepaid to:

Shure Brothers Incorporated  
Attention: Service Department  
222 Hartrey Avenue  
Evanston, Illinois 60204

If outside the United States, return the unit to your dealer or Authorized Shure Service Center for repair. The unit will be returned to you prepaid.