

ASTATIC Golden Eagle

ASTATIC

Transistorized Desk Stand & D-104 Micro.

GRIP, PUSH, TOUCH OR LOCK ON-TO-TALK TYPE
The Status Symbol for C. B., Ham and Professional Users

GENERAL DESCRIPTION

The "Golden Eagle", Astatic's limited production Bicentennial microphone commemorating our nation's 200th birthday, will be the most treasured microphone in the history of our country.

The world famous Astatic D-104 microphone, emblazoned with the "Golden Eagle", is mounted on a new Astatic 6 wire transistorized desk stand for universal hook-up applications. Both microphone and desk stand are beautifully plated in 20K gold to add the final touch of elegance.

The Golden Eagle (T-UG9-D104, Gold) Stand has a built-in two-stage silicon transistor amplifier having high impedance input. The output impedance is suitable for the inputs of most all commercial transmitters or transceivers. The high gain available ensures desired modulation capability. The gain can be readily adjusted for the desired modulation. The control is recessed to avoid accidental changes. The result is an ideal base station microphone for CB, Amateur or other communication transceiver or transmitter. The tailored response and high gain ensures excellent talk-power and intelligibility -- and full modulation.

FEATURES and SPECIFICATIONS

- D-104 MICROPHONE: High quality metal sealed type crystal.
- MICROPHONE RECEPTACLE: On top of stem, offers instant microphone change versatility.
- SWITCH BAR FOR EASY CONTROL: Can be locked "ON" by moving "slide clamp" to top of stand.
- HEAVY, TIP-FREE BASE: Sturdy, die-cast zinc construction protects the microphone from "tip over" damage.
- ATTRACTIVE FINISH: 20K Gold
- NOISE-FREE AND CLICK-FREE SWITCHING: Uses heavy duty 3 PDT leaf type switch with palladium contacts. Low contact resistance of 20 milliohms; will not oxidize and requires no cleaning.
High current capability for relay operation allows up to 3 amperes DC and non-inductive AC loads with complete safety. **
- HIGH GAIN, TWO TRANSISTOR AMPLIFIER.
- RECESSED VOLUME CONTROL TO AVOID ACCIDENTAL CHANGES.
- SIZE: See Fig. 1.
- WEIGHT: GOLDEN EAGLE - 2lb., 10 1/2oz.

** Caution Note: Care should be exercised in exciting relays with AC because of induced hum fields.



ELECTRONIC SPECIFICATIONS

- FREQUENCY RESPONSE: See Fig. 4. on other side.
- OUTPUT LEVEL: @ 1000Hz:
1 meg. Load = -20dB re 1V/microbar.
5000 Load = -26dB re 1V/microbar.
- POLAR PATTERN: Semidirectional.
- OUTPUT IMPEDANCE: 5000 ohms or less.
- AMPLIFIER VOLTAGE GAIN: 26dB.
- BATTERY TYPE: 9 volt; Eveready 216, Burgess 2V6, Ray-O-Vac 1604, etc.
- BATTERY DRAIN: 1.2 ma.
- BATTERY LIFE: Approx. 6 mo. (based on normal usage).
- TEMPERATURE RANGE: Approx. -30 C. to +45 C. (Limited by crystal.)
- 'RELAY', 'ELECTRONIC' or 'SPECIAL CIRCUITS': By plug wiring
- CABLE: Coiled cord; single conductor shielded plus four unshielded conductors.



THE ASTATIC CORP.

CONNEAUT, OHIO • U.S.A. 44030

IN CANADA: Canadian Astatic, Ltd.,
1820 Ellesmere Road, Scarborough, Ontario

MANUFACTURERS OF PHONOGRAPH CARTRIDGES
NEEDLES • PICKUPS • MICROPHONES

PHONE: 593-1111 Area Code 216

EXPORT SALES: Morhan Exporting Corporation
270-78 Newtown Road, Plainview, New York 1180

ASTATIC specifications: ASTATIC Golden Eagle

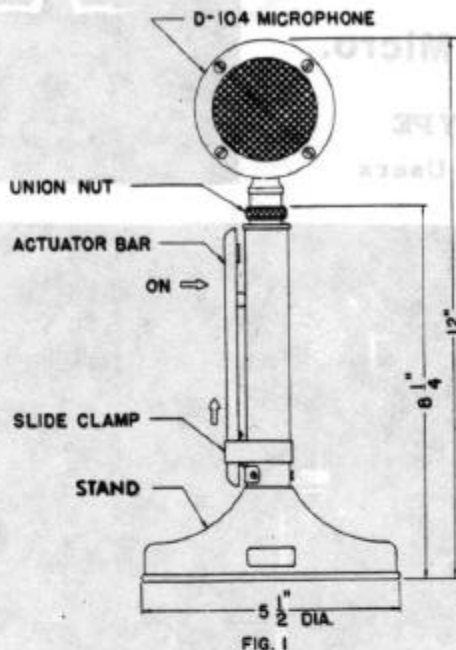


FIG. 1

TYPICAL D-104 RESPONSE - FREQUENCY CHARACTERISTICS

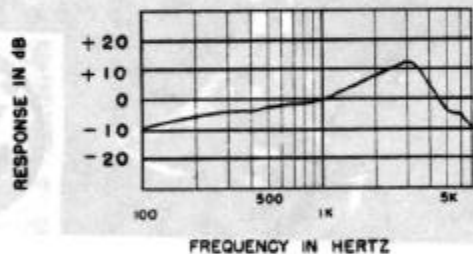


Fig. 4

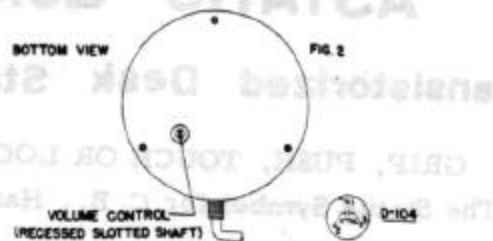


FIG. 2

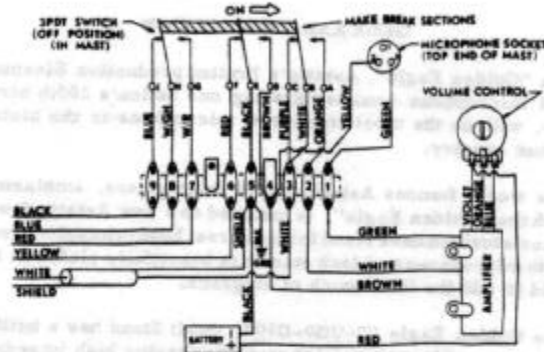


FIG. 3

STAND SCHEMATIC

NOTES:

1. Do not subject the crystals to temperatures over 45°C.; permanent damage may result.
2. The D-104 is one of a group of "Plug-In" microphones compatible with the "G" series of stands. It plugs into the top of the mast and is locked on by means of the union nut (See Fig. 1).

"RELAY", "ELECTRONIC", or "SPECIAL" SWITCHING CONTROL: Most types of switching are possible by proper hookup wiring with no changes in the stand required. The stand is factory wired so that in the unoperated position the black wire is connected to the blue wire and the yellow wire is grounded to the shield. Depressing the actuator bar connects the red wire to the blue wire and ungrounds the yellow wire.

CABLE CONNECTOR WIRING: WHITE to audio input, SHIELD to ground, RED, BLACK, BLUE and YELLOW to control circuits.

VOLUME CONTROL: Located in the base to eliminate accidental changes should be set at minimum gain - complete COUNTER CLOCKWISE position when viewed from bottom of stand. TURN "ON" the transmitter and squeeze the actuator bar in direction as noted in Fig. 1. Operating the actuator bar operates the transmit-receive circuits. While talking into the microphone at normal operating distance, slowly turn the volume control (Fig. 2) up until modulation is at desired level. Once properly set, the volume control should not require resetting under equivalent conditions.

For desired sensitive touch control - move slide clamp up in short steps to desired tension. For continuous or VOX operation - push slide clamp up to top.

BATTERY REPLACEMENT: 9 volt battery, located inside the base of stand may be replaced with locally available Eveready 216, Burgess 2V6, Ray-O-Vac 1004, or equivalent.

To replace the battery, remove the bottom cover by removing the three cover screws.

CARE OF GOLD FINISH: The 20K Gold finish on the Golden Eagle is protected by a Lacquer Coating. To preserve the original finish do not use abrasive cleaners or solvents. Use only damp soft cloth and wipe dry with soft cloth.